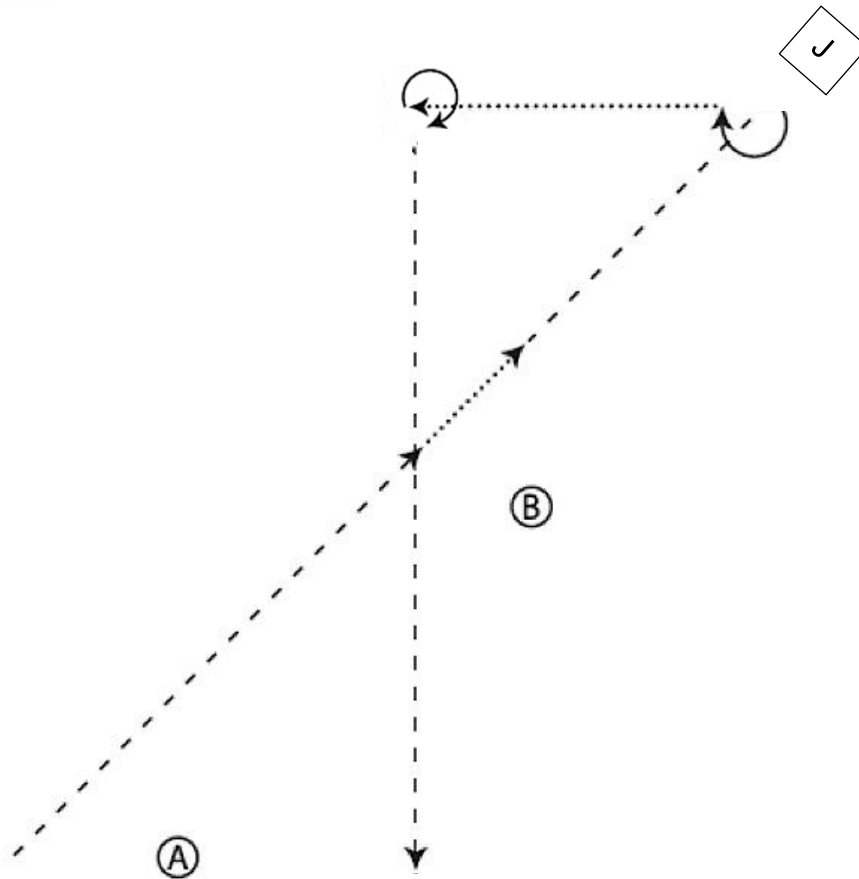


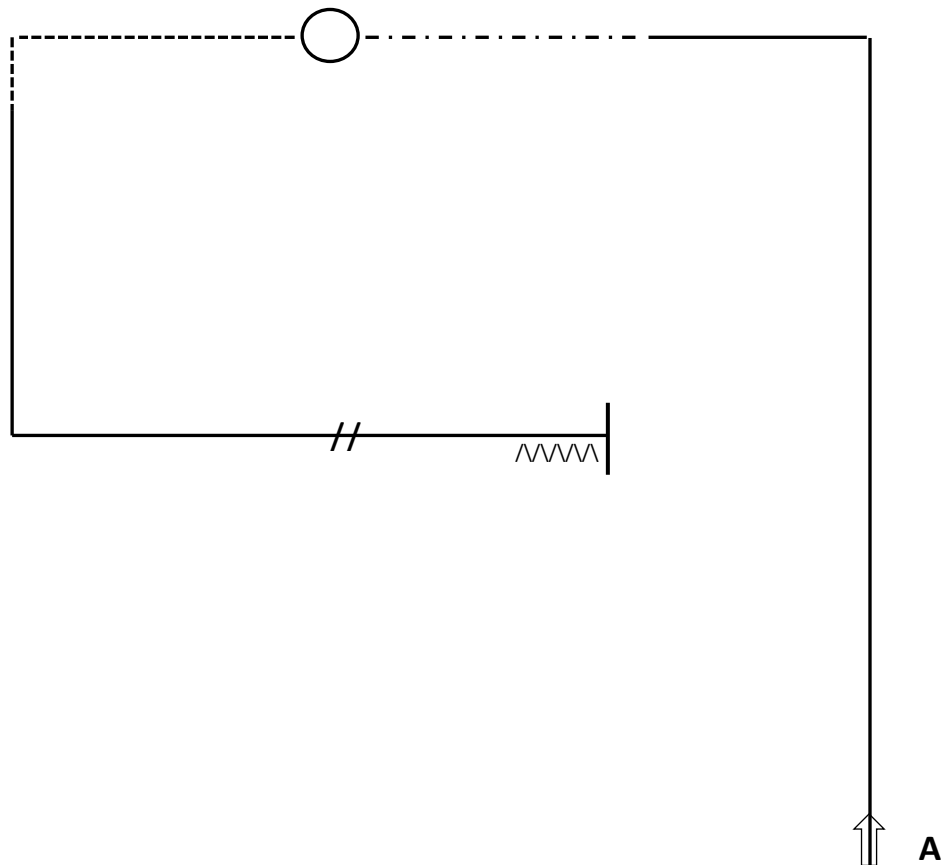
1. Begin at A. Trot the line as shown.
2. At B, break to the walk.
3. Resume the trot and trot to C.
4. Execute approximate 255° turn.
5. Walk to the judge and set up.
6. Inspection.
7. When dismissed, 270° turn.
8. Trot as shown.
9. At A, break to the walk to exit.



1. Begin at A. Trot the line as shown.
2. At B, break to the walk.
3. Resume the trot and trot to judge.
4. Set up.
5. Inspection.
6. Execute approximate 255° turn.
7. Walk, 270° turn.
8. Trot as shown to exit.



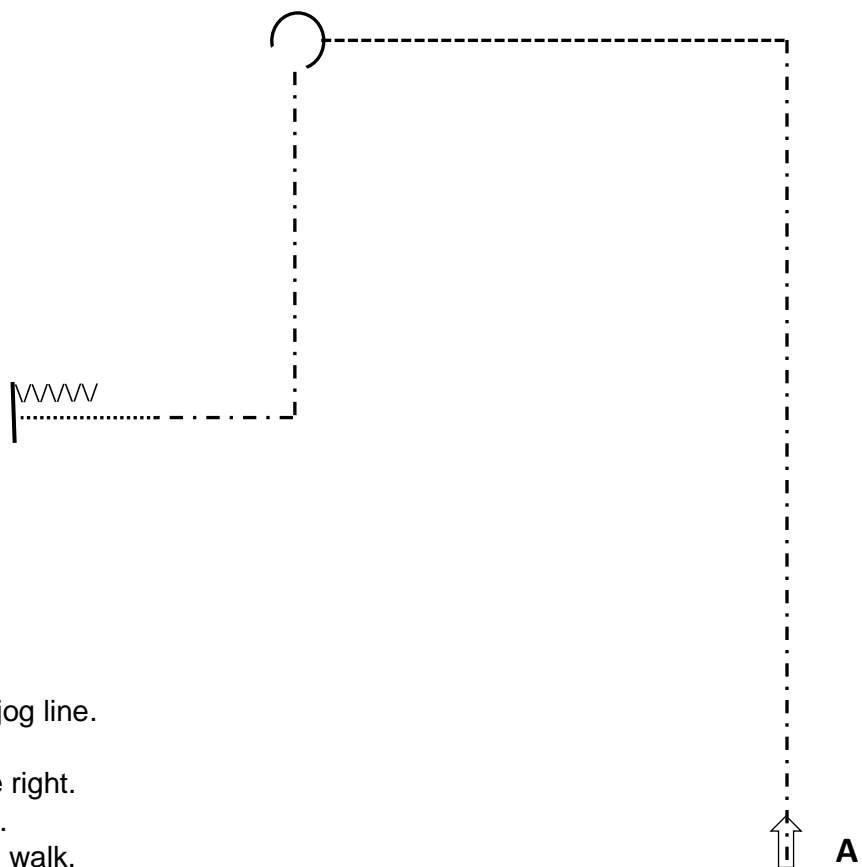
All Horsemanship, excluding WT



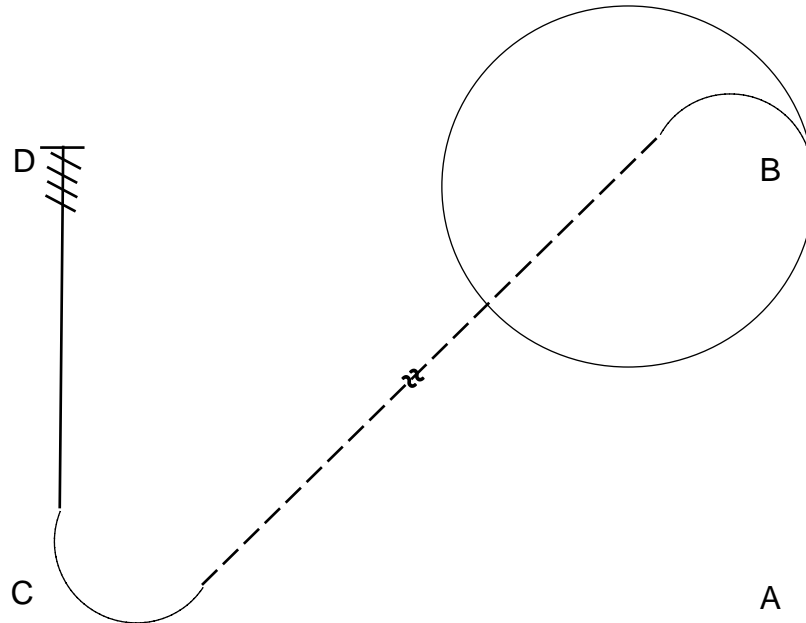
1. Start at A. Lope left lead corner
2. Extend trot to center
3. Stop. 360° turn to the right
4. Jog corner
5. Right lead corner
6. Change leads – flying or simple.
7. Continue on right lead
8. Stop and back



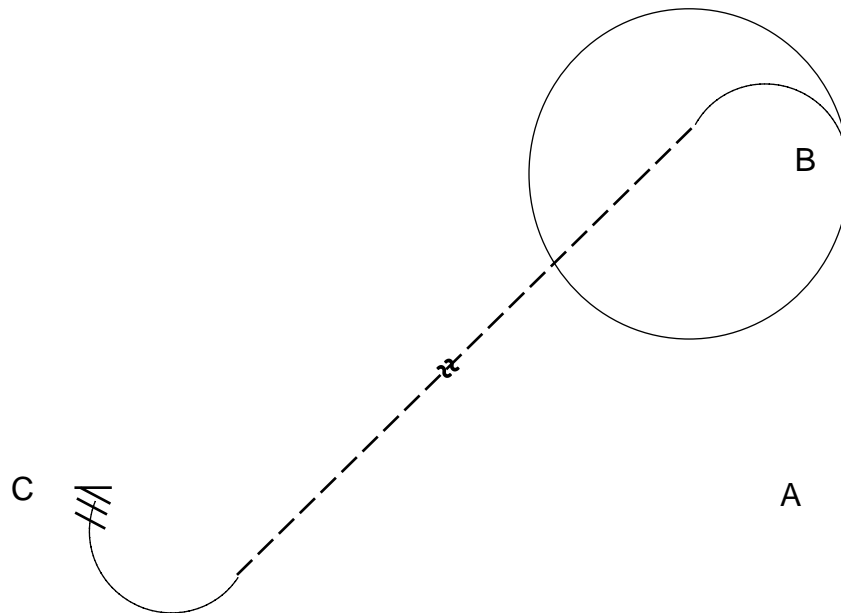
Walk Trot Horsemanship



1. Start at A. Extended jog line.
2. Slow to jog to center.
3. Stop. 270° turn to the right.
4. Extend trot as shown.
5. After corner, break to walk.
6. Stop and back.



1. Begin at A. Sitting trot half way to B.
2. Right diagonal to B.
3. Canter left lead circle and around B.
4. Break to posting trot, left diagonal and change diagonals half way.
5. Right lead canter as shown to D.
6. Stop and back.



1. Begin at A. Sitting trot half way to B.
2. Right diagonal to B.
3. Sitting trot circle and around B.
4. Transition to posting trot, left diagonal and change diagonals half way.
5. Sitting trot as shown to C.
6. Stop and back.



September 9, 2024

Reining – Pattern 2

Ranch Riding – Pattern 10

Western Riding (Youth, Amateur, Open) – Pattern 4

Western Riding (All L1) – Level 1 Pattern 4