







20
22 ACTIVITY BOOK



TREATS
OF
TEXAS



PRESENTED BY



GO TEXAN.



GO TEXAN.®

TIPS & TRICKS

1 All day and every day of the Fair, swing by the GO TEXAN Pavilion for a free dairy treat from our friends at Southwest Dairy!

Sample and shop GO TEXAN products at the Pioneer General Store. It's loaded with some of the finest GO TEXAN products in the state. Come on in, look around and fill your baskets.

3 Blue Bell® Ice Cream & Dr. Pepper® in the same cup?! Come by the GO TEXAN Pavilion early every Wednesday to receive a FREE Texas "Two-Sweet" float.

In the mood for shaved ice? Bring your spare tickets in for the Kona Ice truck to treat yourself to something cool!

5 The GO TEXAN Pavilion is a great family-friendly environment. Come in, relax, enjoy some entertainment on the stage, charge your phone, take a restroom break and educate yourself about the diverse world of Texas agriculture.



LITTLE LONE STAR TIPS

1 WEAR COMFORTABLE SHOES AND CLOTHES! Our Fair is BIG and packed with so many things to see and do, so you will want to make sure you wear comfortable shoes for walking and weather-appropriate clothes for Texas!

2 When playing games on the Midway, look for signs that say EVERY KID IS A WINNER. This guarantees you will win a prize!

3 You may want to consider playing Midway games last IN CASE YOU WIN BIG and can't carry your prize around the grounds.

4 While you may want to bring all your favorite things to the Fair, make sure NOT TO BRING ANYTHING TOO VALUABLE in case it gets lost.



PARENT TIPS


1 BRING YOUR OWN SNACKS!
That's right - you can bring your own snacks and drinks into the park. While it's not Fair-fried delicacy, it certainly helps fill the hunger between each Corny Dog®. We just ask that you leave the glass bottles, metal silverware, and alcohol at home.

2 COUPONS NEVER EXPIRE!
Best news ever: State Fair of Texas food and ride coupons never expire. Bring those coupons from any prior year.

3 2 COUPON WATER.
Located throughout the park is 2 coupon bottled water. Find those stands, save on drinks, and stay hydrated in the Texas heat!

4 THRILLING TUESDAYS.
Experience the thrill of the Midway as a family with reduced ride prices every Tuesday.

5 THRIFTY THURSDAY.
Enjoy signature menu items together with a reduced price every Thursday!



6 EVERYONE'S A KID AFTER 5 P.M.
No matter your age, everyone pays child's prices at the State Fair of Texas after 5 p.m. No promo codes needed – the discount is automatically applied at the gate and online.

7 SENSORY-FRIENDLY MORNINGS.
Each Wednesday of the Fair from 10 a.m. to 1 p.m., there will be adjustments made across the fairgrounds to better accommodate those with sensory-related concerns.

8 BEAT THE CROWD.
Weekends are some of our busiest days each year. Enjoy the Fair with less of a crowd on weekdays.

9 SAVE ON DRINKS WITH BIG TEX REFILLABLE CUPS!
Around the grounds, concessionaires sell collectable Big Tex refillable cups. Refills are discounted and you can use cups from previous years too!

10 SAFE KIDS PROGRAM.
Pick up wristbands for your children at any Hospitality Center around the grounds in case your little one goes exploring without you knowing!



ALL ABOUT

ME



NAME _____

AGE _____



DRAW...

ME & BIG TEX

THE FIRST THING I WILL DO AT THE FAIR IS _____

FAIR FAVORITES




FAIR FOOD _____

SHOW _____

ANIMAL _____

RIDE _____

I'M GOING TO THE FAIR WITH...



STONEWALL ST

S. HASKELL

GATE 12

MCKENZIE ST

CATTLE BARN NO. 1

LIVESTOCK JUDGING PAVILION

CATTLE BARN NO. 2

One of my favorite traditions is getting measured each year at the Midway ride's height charts. It shows me how much I have grown since the last Fair.

CHEVROLET PARK PLAZA

GATE 10

COLISEUM DR

GATEWAY PAVILION

THE FUN WAY PIKE

KIDWAY

GATE 9

GATE 8

FIRST AVE

GREENHOUSE

WRR

TEXAS DISCOVERY GARDENS

GATE 7

SECOND AVE

MARTIN LUTHER KING, JR.

ROBERT B CULLUM BLVD

GRAND AVE

FIRST AVE

LEONHARDT LAGOON

BAND SHELL

You have to check out the bird show at the Band Shell! They release birds from the Texas Star Ferris wheel that fly over your head to the Band Shell stage - it's sure to make you yell, "Yee-haw!"

GATE 5

Don't forget to stop by, say howdy, and get a picture! One of my favorite parts of the Fair is greeting and taking pictures with all the fairgoers, especially you Little Lone Star!

BIG TEX

HALL OF STATE

KEATING DR

EMBARCADERO

GO TEXAN PAVILION

POULTRY BARN

PAN AM ARENA

LIVESTOCK BIRTHING BARN

SWINE BARN

BRISCOE CARPENTER LIVESTOCK CENTER

PAN AM GATE

WASHINGTON ST

I love visiting the Texas Beekeepers Association and their honey bees inside the GO TEXAN Pavilion. Check out their booth to see a live observation bee hive and lighted honey display! If you are able to find the queen in the hive, you just might win an award!

GATE 1

CHEVROLET MAIN STAGE

CRAFT PAVILION

CENTENNIAL BUILDING

ESPLANADE

AUTOMOBILE BUILDING

TEXAS AUTO SHOW
EST. 1913

TRUCK ZONE


MUSIC HALL

FIRST AVE

GATE 4

FRONT GATE
DART FAIR PARK STATION

WOMEN'S MUSEUM BUILDING



Don't forget the beloved pig races have moved outside this year at Marine Corps Square. Dressed in fetching racing silks, the wiggly piglets run the course four times a day.

GATE 2

PEAK ST

HASKELL AVE

WASHINGTON ST

FRONT GATE
DART FAIR PARK STATION

LET'S GO TO THE FAIR!

This is your own personal map of the fairgrounds for your trip to the 2022 State Fair of Texas. I hope you don't mind, I marked some of my favorite things to do out here on the grounds. Check them out! - BT

Big Tex

LET'S DRAW Y'ALL

THIS YEAR BIG TEX IS SPORTIN' A NEW SHIRT!

With the help of our friends at Dickies, Big Tex has a new outfit crafted just in time for the 2022 State Fair of Texas. But now it's your turn! Design your best shirt, fit for a 55-ft cowboy.

Make sure to take a picture in front of Big Tex and his new shirt and tag us using the hashtag #BigTex



HOW MANY WORDS CAN YOU MAKE FROM THESE LETTERS: STATE FAIR OF TEXAS



KID'S RECIPE CORNER



ISAIAH LUCCI
3RD PLACE
Youth Cooking, Children, Age 11

MILK CHOCOLATE CARAMEL BUTTERFINGER FUDGE

INGREDIENTS

- 1 cup caramel bites
- ¼ cup butter plus 2 Tbsp., divided
- 1 Tbsp. milk
- 3 cups premium milk chocolate chips
- 1 (14-oz.) can sweetened condensed milk
- ½ cup sifted powdered sugar
- 8 oz. Butterfinger Bites

INSTRUCTIONS

On top of double boiler add caramel bites, 2 tablespoons butter and 1 tablespoon milk. Stir and heat until caramel bites are melted; mix well.
In microwave-safe bowl add chips, remaining butter and condensed milk. Stir. Microwave on high 1 minute. Stir well. If chips are not melted thoroughly, return to microwave and heat 30 seconds more. Stir. Stir in powdered sugar.
Spread evenly into 9x 9-inch pan covered with parchment paper. Spread caramel over and using knife swirl caramel into chocolate, just enough to combine, but not completely mixed. Top with 1 (8-ounce) bag Butterfinger Bites. Using fingers, gently press bites into fudge.
Place in refrigerator to firm up.



I SPY WITH MY EYE HAZELNUT CHOCOLATE MINI BAR CANDY

INGREDIENTS

- 1 cup Nutella, spreadable
- ½ cup eye sprinkles
- 2 cup Guittard milk chocolate wafers
- 1 cup hazelnuts
- ½ cup M&M's milk chocolate candies

INSTRUCTIONS

Melt chocolate wafers in Wilton candy melting pot at least 10 minutes or until smooth. Roast hazelnuts in a preheated 375° oven 5-7 minutes. Make sure to spread nuts and move around halfway. Be careful not to burn.
Take hazelnuts from oven and place in between two kitchen towels. Rub skin off hazelnuts. Prepare small chocolate mold with at least 6 cavities. Place inside each mold hazelnuts and M&M's. Pour melted chocolate inside mold. While half filled, pipe a small amount of Nutella spread, then more melted chocolate into mold. Top with crushed hazelnuts and M&M's. Let cool to solidify.
Remove chocolate carefully from mold. Place in airtight container.



OLIVIA BOSQUEZ
3RD PLACE
Youth Cooking, Children, Age 10



YUMMY COOKIE BARS

INGREDIENTS

- ½ cup butter, softened
- 1 cup brown sugar
- ½ tsp. salt
- ½ tsp. baking soda
- 1 tsp. vanilla
- 1 tsp. cinnamon
- 1 egg
- 2½ cups all-purpose flour
- ½ cup chocolate chips
- ½ cup butterscotch chips
- ½ cup white chocolate chips

INSTRUCTIONS

Preheat oven to 350°. In medium-sized bowl cream butter and sugar with electric beater. Add salt, baking soda, vanilla, cinnamon, and egg and mix well.
Stir in flour until well blended. Stir in chocolate chips, butterscotch chips and white chocolate chips.
Spread into a greased 7 x 11-inch glass pan and bake 20-25 minutes.



COLLIN W. PALMER
3RD PLACE
Youth Cooking, Children, Age 8



*Cut on the dotted lines to save these recipe cards!

★ YOU PICK ★ YOUR DISCOUNT

★ ★ ★ ★ ★ ★ ★ ★
➡ ➡ ➡ ➡ ➡ ➡ ➡ ➡
\$30 OFF
➡ ➡ ➡ ➡ ➡ ➡ ➡ ➡
PREMIUM TICKET **4-PACK** 4 ADMISSION TICKETS
AND \$50 IN COUPONS

OR

➡ ➡ ➡ ➡ ➡ ➡ ➡ ➡
\$15 OFF
➡ ➡ ➡ ➡ ➡ ➡ ➡ ➡
PREMIUM TICKET **2-PACK** 2 ADMISSION TICKETS
AND \$50 IN COUPONS

PROMO CODE: 22texasCOMBO



GO TEXAN.®

THE GO TEXAN PAVILION showcases Lone Star agriculture and hundreds of GO TEXAN products. GO TEXAN promotes the products, culture and communities that call Texas home.

The Pavilion is also home to various exhibits that provide visitors with a glimpse at the impact of Texas agriculture on our daily lives.



P.O. BOX 150009
DALLAS, TX 75315

NON-PROFIT ORG.
U.S. POSTAGE

• PAID •

PERMIT NO. 1715
DALLAS, TEXAS



**HEAR A
SPECIAL
MESSAGE
FROM
BIG TEX**



★ ★ ★ ★ ★

SEE YOU AT THE FAIR!



SEPT. 30
THRU
OCT. 23

BIGTEX.COM