



THE BIG TEX **LITTLE LONESTARS CLUB**

BIG FUN INSIDE

COLORING PAGE

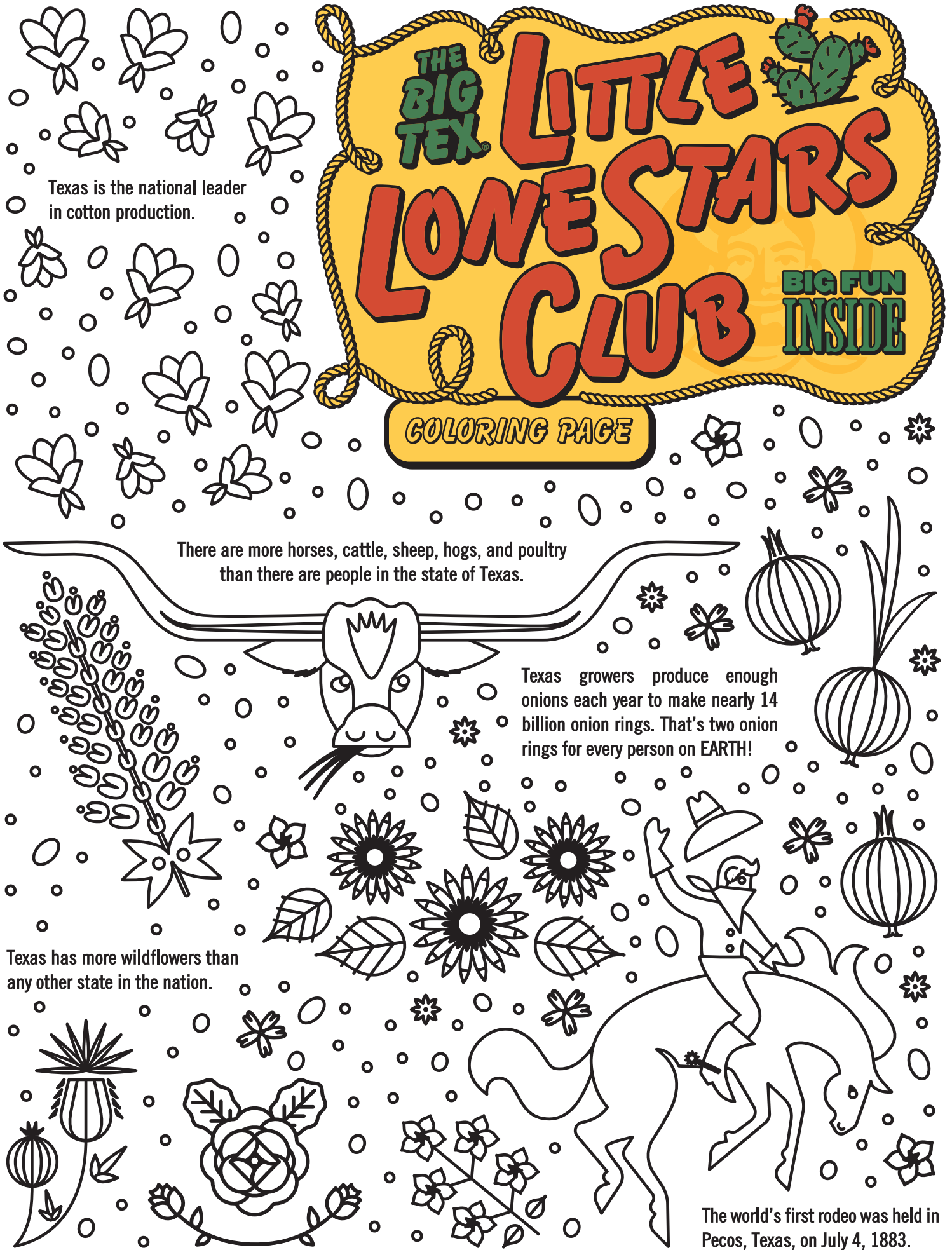
Texas is the national leader in cotton production.

There are more horses, cattle, sheep, hogs, and poultry than there are people in the state of Texas.

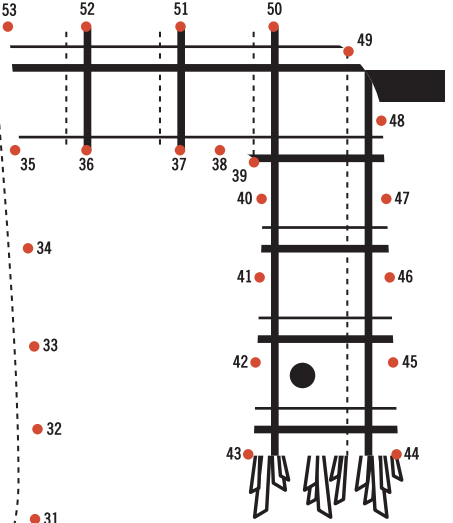
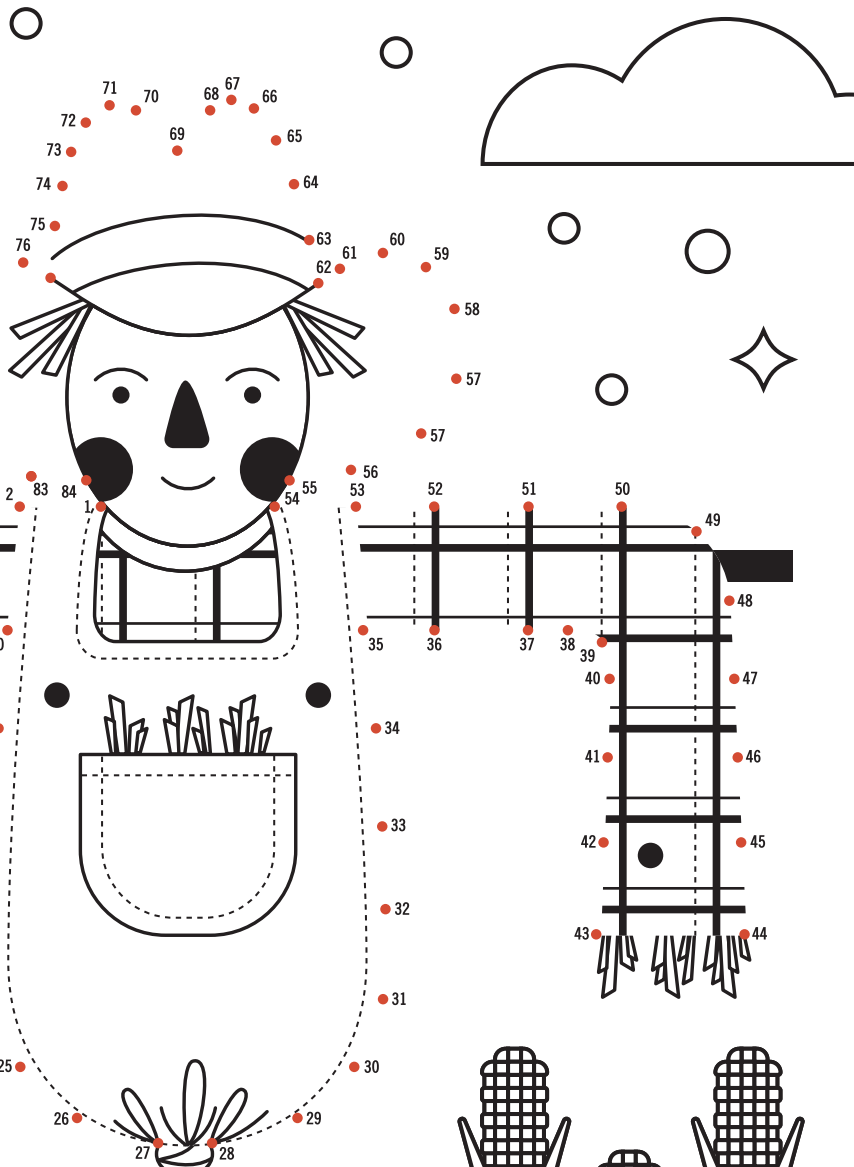
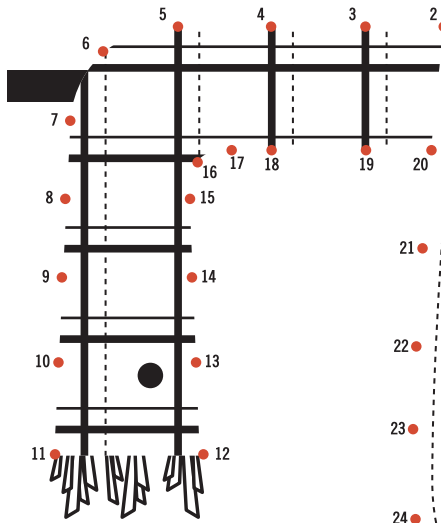
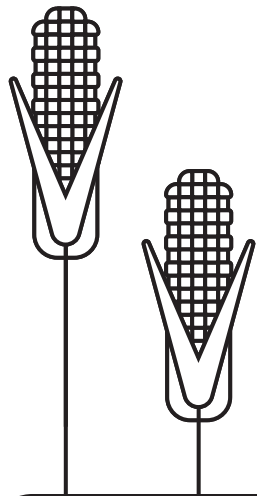
Texas growers produce enough onions each year to make nearly 14 billion onion rings. That's two onion rings for every person on EARTH!

Texas has more wildflowers than any other state in the nation.


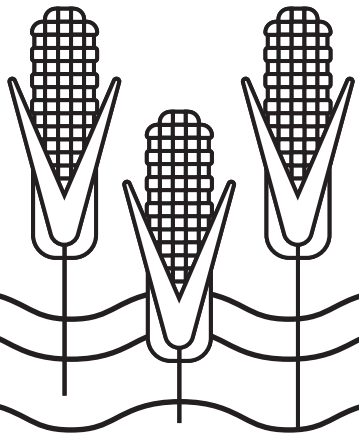
The world's first rodeo was held in Pecos, Texas, on July 4, 1883.



CONNECT THE DOTS



Did you know scarecrows are used to help keep birds, like crows or sparrows, from disturbing and feeding on crops? This scarecrow needs some help coming to life. Connect the dots from 1 to 84 so he can do his job and protect those crops!



TIC TAC TOE

KID'S RECIPE CORNER

During the 2018 State Fair of Texas, we had two fierce competitors in the Creative Arts Competition Kitchen. Sisters Emma and Hope Skelton are from Carrollton, Texas. Emma, age 6, and Hope, age 13, have both competed for the past four years and look forward to entering again this year!



EMMA SKELTON

EMMA'S SLEEPOVER FRIENDS

INGREDIENTS

- 4 egg whites at room temp.
- ½ tsp. cream of tartar
- ¼ tsp. salt
- 1 cup granulated sugar
- ½ - 1 tsp. lemon extract

INSTRUCTIONS (pt. 1)

Preheat oven to 250 degrees. Place the room temperature egg whites in a mixing bowl. Using a whisk attachment, beat until frothy. Add cream of tartar and salt and continue to whisk until the mixture forms soft peaks – which means when you pull the whisk out, the mixture comes up into a peak that falls over and doesn't hold its shape. Continue to mix egg whites, slowly adding sugar, 1 tablespoon at a time, letting it completely dissolve into mixture each time. The meringue will begin to turn shiny and stiffen. Watch mixture closely and once sugar has all been added and meringue forms stiff peaks.



Emma won second place in Youth Cooking for her delicious lemon meringue cookies. Emma named the cookies 'Sleepover Friends' because after they're done baking, she leaves them in the oven overnight to cool down, like a sleepover for the cookies!



Hope won a third-place ribbon in the Youth Cooking contest for her tasty treats. While turtles are known to move rather slow, this recipe is fast, easy to make, and oh so delicious!

EMMA'S SLEEPOVER FRIENDS (CONT.)

INSTRUCTIONS (pt. 2)

Turn off the mixer and add your lemon extract. Start with a ½ teaspoon and add more as you see fit. Gently fold the extract into the meringue. If you want to add color, let a drop of food coloring run down the inside of your pastry bag in a few places. Add the meringue to a pastry bag and pipe it onto a lined baking sheet. Sprinkle with crushed lemon drops. Bake at 250 degrees for 45 minutes. Turn off the oven and let the meringues sit in oven until it is completely cooled, which can take one to two hours. Do not open oven during baking or cooling! Serve immediately after cooling or store in an airtight container.



HOPE'S TURTLE COOKIE BALLS

INGREDIENTS

- 1 (8-oz.) pkg. of cream cheese
- 70 pretzels, finely chopped
- 3 Tbsp. caramel ice cream topping
- 4 (4-oz.) pkgs. baker's chocolate, melted
- ¼ cup chopped pecans

INSTRUCTIONS

Mix cream cheese, pretzels, and caramel ice cream topping until blended; shape into 42 (1-inch) balls. Freeze for 10 minutes. Dip balls in melted chocolate and place in a single layer on a shallow wax paperlined pan. Sprinkle with nuts. Refrigerate one hour until firm.



HOPE SKELTON

*Cut on the dotted line to save this recipe card!

*Cut on the dotted line and fold in half to save this recipe card!



DRAW

**A PLACE WHERE YOU'D
LIKE TO TAKE ME, BIG TEX!**

You and your fellow Lone Stars have really let your creativity soar. Way to go! This month, draw a picture of you and me traveling anywhere you'd like! I can't wait to see where your imagination takes us.



Be sure to tag #BigTex on social media so I can see where your creative mind takes us. I can't wait to see where we're going!






BOX GAME

Boxes game is fun! Each person picks a color then take turns drawing lines from one dot to another....The Lone Star who completes a four-sided box and colors it in, gets a point! Get the point? Have fun!



Example:







ASSEMBLE YOUR OWN CHAMP



Have Champ join your Big Tex cutout! Color Champ then
cut out the shapes along the dotted line and assemble.



HOWDY, LITTLE LONE STARS!



Big Tex

Summer is winding down and there are just a few more days of carefree fun in the sun with friends and family. This is also the time of year when you and your family might squeeze in a final summer vacation. But did you know that you don't have to leave your house to go on vacation? It's true, Lone Star! All you need to go on an epic adventure is your imagination! Texans are known for their great creativity and that means you can dream up any place you want to go! Do you want to see the magnificent plateaus of the Panhandle or lay on the beach of a Texas coast? Maybe you are like me and would love to visit the NASA Space Center in Houston! Just use your imagination and your summer vacation can be out of this world! Where will your imagination take you?

**STAY BIG
AND BRIGHT!**

 STATE FAIR
OF
TEXAS.
P.O. BOX 150009
DALLAS, TX 75315

NON-PROFIT ORG.
U.S. POSTAGE
• PAID •
PERMIT NO. 1715
DALLAS, TEXAS

★ ★ ★ ★ ★ ★ ★ ★ ★ ★

CREATIVE ARTS CONTEST SHOWCASE



Look at all these drawings! You've been doing many drawings of your own in your Little Lone Stars activity books so now you can call yourself an artist! A Creative Arts contest that anyone can enjoy, no matter the age, is art!

