




The State Fair of
TEXAS
Curriculum

BIG TEX
GRADE 7 STEM

THE BIG TEX WORKOUT
...AND CARICATURIZING AN ICON





The Big Tex Workout ...and Caricaturizing an Icon

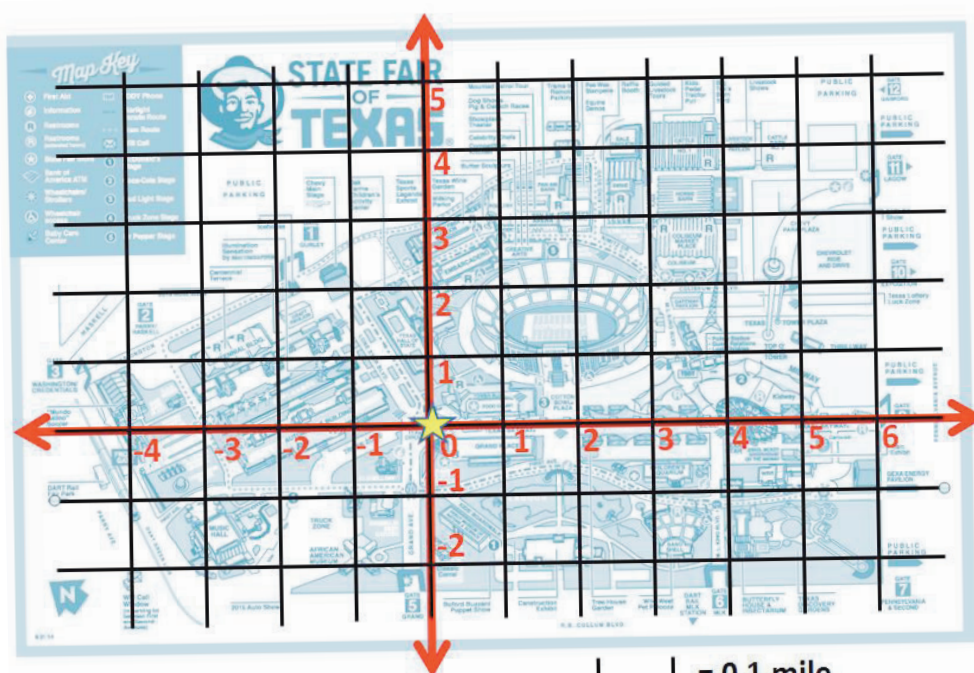


Recap

- ★ Review the definition of a caricature: a portrait that takes one feature of the person and exaggerates it, thus throwing off the proportion. Visit this [caricature gallery](#) to see some examples of caricatures.
- ★ Recall the scientific definition of the term “work”, as you discussed in class.
- ★ Refer to the Big Tex page on the State Fair of Texas website for info.
- ★ Use the State Fair Coordinate map below to plan your Heart Healthy Challenge route before your trip to the Fair.

Go over the steps of the State Fair Heart Healthy Challenge:


1. In an open area, measure and mark off a length of 10 feet.
2. Walk the length, keeping track of the number of steps you take. How many steps did you take when walking 10 feet?
3. Write the number of steps you took to walk 10 feet, as a ratio.
4. Create a proportion to determine the approximate number of steps you might take to walk a distance of one mile.



— = 0.1 mile
Each unit on the map is $\frac{1}{4}$ inches

STUDENT EDITION

BIG TEX



The Big Tex Workout ...and Caricaturizing an Icon



Plan Your Route.

★ Go directly to Big Tex Circle.

State Fair of Texas Heart Healthy Challenge

Step 1:



Image taken from http://vbes.nmrsd.org/sites/vbes.nmrsd.org/files/images/math_measuring_tape.gif

Step 2:



Image taken from <http://m.extension.illinois.edu/firstgarden/fundamentals/images/measuringpace1.gif>

Step 3: Example: I walked 12 steps in 10 feet.

$$\frac{12 \text{ steps}}{10 \text{ feet}} \quad \text{or} \quad \frac{12}{10}$$

How many feet
are in 1 mile?

Step 4:



$$\frac{12 \text{ steps}}{10 \text{ feet}} = \frac{? \text{ steps}}{? \text{ feet}}$$



Optional Materials to Bring

- ★ Smart Phone or Tablet
- ★ Pencil & Notepad
- ★ Sketchbook for Arts Connection
- ★ State Fair of Texas Coordinate map



While You're There

You will use information you gather at the State Fair to help you with TWO project goals when you return to school:

1. Calculate the distance and rate you walked, and devise an easier way to move around the Fair.
2. Create a caricature of Big Tex!


We will focus on this project later. But, for now, the objectives for your visit are to meet (or beat) the State Fair Heart Healthy Challenge, and make some beginning sketches of Big Tex!

Use your State Fair Coordinate Map as you travel from one location to the next.



STUDENT EDITION

BIG TEX



The Big Tex Workout ...and Caricaturizing an Icon



WORK

- As you travel through the State Fair, take note of how much work it takes to get to different points.
- Be sure to keep track of the time it takes you to reach each location!
- As you travel, observe what other work (or lack thereof) is taking place.

ARTS CONNECTION

- ★ At the statue of Big Tex, sit and look closely at him for a while:
- What do you notice about his features?
- What is it that makes Big Tex unique?
- Create some sketches of him, and pay attention to the details of his face. Don't worry about exaggerating anything right now...just try and get some sketches for future reference in your sketch book.
- Pay attention to what is surrounding him.
- What could be added to a caricature of Big Tex to give the viewer an even better idea of who he is, or what he represents?



Back at School

When you return to class following your State Fair visit, you will work on your projects! See your teachers for more information.

