


The State Fair of
TEXAS
Curriculum

LIVESTOCK & AGRICULTURE
GRADE 5 STEM

FARMVILLE:

BUILDING A HOME ON THE RANGE, AND AN URBAN SPRAWL!





Arts Connection: Urban Sprawl

Recap

- ★ Recall the class discussions you had about how fast the Texas population is growing.
- ★ Do you remember what Urban Sprawl is?
- ★ How much fencing does Mrs. Johnson need?

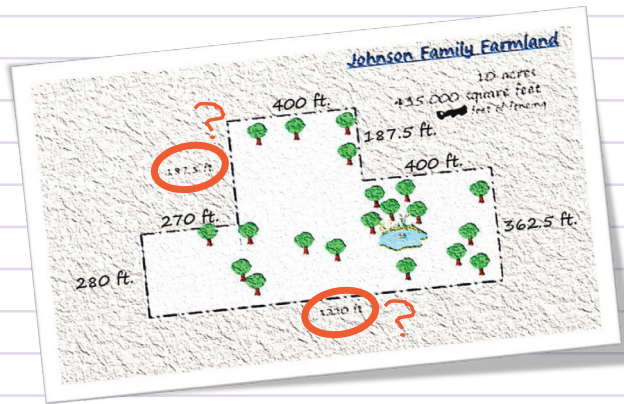


Table 1. Total Population and Percent Population Change Texas and the United States, 1850–2012

Year	Texas	United States	Texas Percent Growth*	U.S. Percent Growth
1850				
1860	212,592	23,191,876		
1870	604,215	31,443,321		
1880	818,579	39,818,449	184.2	35.6
1890	1,591,749	50,155,783	35.5	26.6
1900	2,235,527	62,947,714	40.4	25.5
1910	3,048,710	75,994,575	36.4	20.7
1920	3,896,542	91,972,266	27.8	21.0
1930	4,663,228	105,710,620	19.7	14.9
1940	5,824,715	122,775,046	24.9	16.1
1950	6,414,824	131,669,275	10.1	7.2
1960	7,211,194	150,697,361	20.2	14.5
1970	9,579,677	179,323,175	16.9	19.0
1980	11,196,730	203,302,031	19.4	13.4
1990	14,229,191	226,545,805	19.4	11.4
2000	16,986,510	248,709,873	22.8	9.8
2010	20,851,820	308,745,538	20.6	9.7
2011	25,631,778	311,587,816	1.5	0.7
2012	26,059,203	313,914,040	1.7	0.7

Source: U.S. Census Bureau; Decennial values as of April 1 of census year. 2011 and 2012 as of July 1.



- ★ Research the livestock shown at the State Fair of Texas, so you can help Mrs. Johnson make an informed decision, and draft your letter to the city planner, and plan your own Urban Sprawl.

Plan Your Route

- ★ You'll be taking the Moo U Guided Livestock Tour at Nimitz Dr. & M.L. King Blvd.
- ★ When you're finished, head to the Swine Barn and other Livestock areas.
- ★ Don't forget to wave at the Woofus!




Materials to Bring

- ★ Mrs. Johnson's Map
- ★ Pen/Pencil
- ★ Meter Stick/Measuring Tape
- ★ Clipboard
- ★ Graph Paper and Science Notebook or Paper
- ★ Smart Phone/Tablet/Camera/Recording Device (optional)



STUDENT EDITION

LIVESTOCK & AGRICULTURE



Arts Connection: Urban Sprawl



While You're There

You will use information you gather at the State Fair to help you with up to **three project goals**:

1. Help Mrs. Johnson plan her farmland.
2. Predict what will occur to land, farms, and cities in Texas in the next five years.
3. Design an Urban Sprawl of your own!

Interview an agriculturalist or expert at the State Fair of Texas to obtain more information about the livestock and their environments. You might want to use your smartphone/tablet/digital camera to take pictures of the livestock or record your interviews.

You may want to work with a partner!

Interview questions may include the following:

- ★ How large is this animal?
- ★ How is the livestock pen/stall similar to the animal's home?
- ★ How is the livestock pen/stall different from the animal's home?
- ★ How much fencing is needed to create this animal's home?
- ★ What additional resources do the animals need in their home to survive?

ANIMAL	LENGTH	WIDTH	HEIGHT

Back at School

When you return to class following your State Fair visit, you will determine how many livestock pens Mrs. Johnson could build for the animals on her homestead using leftover fencing. You will also plan your own Urban Sprawl, and make recommendations to a city planner for the next five years of planning! See your teachers for more instructions.