


The State Fair of
TEXAS
Curriculum

FAIR FOOD
GRADE 7 STEM

SUGAR RUSH!

HOW YOUR BODY WILL PROCESS THAT FRIED TWINKIE





Sugar Rush! How Your Body Will Process That Fried Twinkie




Recap

- ★ Play the “U R What U Eat” Game again, to refresh your memory.
- ★ Recall the three categories you’ll use to categorize foods:
 - * GO”
 - * “SLOW”
 - * “WHOA”
- ★ Follow this [link](#) to see examples of food artists.

Plan Your Route.


- ★ Food stands are scattered throughout the State Fair of Texas.
- ★ Make your way through the fairgrounds observing the different foods.



Optional Materials to Bring

- ★ Smart Phone or Tablet
- ★ Pencil & Notepad
- ★ Sketchbook for Arts Connection





Sugar Rush! How Your Body Will Process That Fried Twinkie

While You're There

You will use information you gather at the State Fair to help you with up to three project goals:

1. Determine the percentage of the food at the State Fair that falls into each of the three categories ("GO", "SLOW", and "WHOA").
2. Create a graph, summarize your observations, and make recommendations about what to eat.
3. Using any food you want, create an artwork inspired by the State Fair.

You'll work on your projects back at school. For now, the objective of your visit is to gather information to use in your projects when you get back!

GROUPING

- Organize the food you see at the State Fair into three separate categories:
 1. Foods you can eat anytime ("GO" Foods).
 2. Foods you can eat sometimes ("SLOW" Foods).
 3. Foods you should eat sparingly ("WHOA" Foods).




ARTS CONNECTION

- ★ Think about the different ways you can create art from those foods.
- Make sketches of your imaginary creations.
- If you actually do get some food and decide to create a quick artwork from it, be sure to take a photo so you can show your peers and your teacher at school.

Plan Your Route.

- ★ From Big Tex, go up Lone Star Blvd.
- ★ Make a Right after the Hall of State.
- ★ Pass the Embarcadero Building, and the Creative Arts Building will be on the right.
- ★ Stop in and see the Butter Sculpture!



Sugar Rush!
How Your Body Will Process
That Fried Twinkie

Back at School

When you return to class following your State Fair visit, you will work on your projects using the data you collected! See your teachers for more information.

BUTTER ART?

- This is a GREAT example of how a sculptor uses butter as the medium to create an amazing art work!
- What do you think of this art piece?
- Write down your thoughts.

