

The State Fair of
TEXAS
Curriculum

FAIR FOOD
GRADE 7 SOCIAL STUDIES

FAIR FARE

THE CONTRIBUTIONS OF CULINARY ARTISTS





Fair Fare

The Contributions of Culinary Artists

In this lesson students will:

- ★ Examine the history of State Fair foods.
- ★ Explore examples of Spanish influence – and other cultures – on Texas foods.
- ★ Identify contributions made to the culinary arts by Texans.
- ★ Create a unique fair food for the Texas State Fair.

Have you ever wondered who invented funnel cakes? Whose bright idea was it to fry ice cream? Where did the corny dog originate? Millions of visitors from across the nation are drawn to the Texas State Fair each year as Fair Park overflows with vendors offering iconic foods that Texans love. In recent years, The Big Tex Choice Awards have drawn huge crowds. Loyal fairgoers hold their breath waiting to hear the winner announced! Prepare yourself for a wild ride through the culinary arts, and hold on tight as we explore the unknown food frontiers of the future.

Standards

- ★ Social Studies TEKS: 7.19(C), 7.19(D), 7.21(C)
- ★ ELAR TEKS: 7.16, 7.23(A) 7.25(A)
- ★ Art TEKS: 7.1(A), 7.2(A), 7.2(B)

Before You Go

- ★ Write the words “Mexican Food” in the middle of a **circle map**. (Also included at the end of lesson.)
- * Give the students 30 seconds to brainstorm common Mexican Food dishes eaten in Texas such as burritos, tacos, and fajitas.
- * Explain that many of these items originated in Spain.
- ★ Tell the kids they will be exploring several cultural influences on Texas foods from countries across the world.





Fair Fare

The Contributions of Culinary Artists

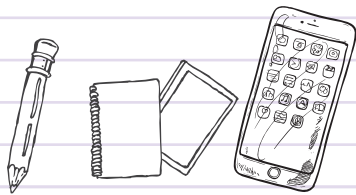
- ★ To get an overview of fair foods, read the following with a partner:
 - * [A Brief History of Fair Fare.](#)
 - * [These Are the Craziest Fried Foods at the Texas State Fair.](#)
 - * [The History of Texas Cuisine.](#)
- ★ The State Fair holds a contest known as the Big Tex Choice Awards each year, highlighting the most unique, appetizing foods at the Fair.
 - * Explore this [website](#) to review prize categories, past contest winners, and details about finalists.
 - * Choose a previous finalist or winner, and research the prized food creation.
 - * Describe the contributions the chef made to the culinary arts.
- ★ Pay close attention to how these foods look.
- ★ It is said that many people “eat with their eyes”. If something doesn’t look good, many will not even try it.
- ★ What makes the food look appetizing?
- ★ Do any of the foods at the State Fair look unappetizing? Why?

Plan Your Route.

- ★ Food stands are scattered throughout the State Fair of Texas.
- ★ Make your way through the fairgrounds observing the different foods.

Optional Materials to Bring

- ★ Smart Phone or Tablet
- ★ Pencil & Notepad



While You're There

The objective of your visit is to gather information about cultures that have influenced Texas Fair foods and identify contributions made to the culinary arts.

INVESTIGATING FAIR FOOD

- As you walk through the fairgrounds, stop at multiple food vendors and observe the types of foods offered by concessionaires.
- Stop at a minimum of three vendors and purchase a variety of fair foods.
- Think about the various cultures that may have influenced the creation of the items you purchased.
- Pay attention to the purchases made by fellow fairgoers. Are certain items more popular than others? Why?
- Collect information about foods submitted to the Big Tex Choice Awards by interviewing vendors about their products.

- Ask them to explain the process they went through to create the foods.
- Inquire about the Big Tex Choice Awards, and consider the food categories for the items you've chosen.
- Poll other fairgoers about the food items they think deserve to win. You can use the [Flisti website](#) to create a Poll.
- Jot down a few notes about your experiences.
- Make a list of all the foods you sampled.
- Describe how other countries may have influenced their creation.
- Take photographs of the foods before eating them, and write captions.



Fair Fare

The Contributions of Culinary Artists




After the Fair

When you return to class following your State Fair visit, you will:

- ★ Write a blog summarizing your experiences at the State Fair.
 - * Be sure to include information about various cultures that have influenced Texas foods.
- ★ Based on your research and experiences, create a State Fair food for the upcoming year.
- ★ Compose a drawing of your food.
 - * Include color and description.
 - * If possible, attempt to make your food!
- ★ Have a contest in which you and your peers vote on the most creative dish, and the best tasting dish.

DIGEST

- ★ Find a place to sit, so you can think and observe.
 - Does the way the food looks impact the way it tastes?
 - How do culinary arts impact culture?
 - Should a food win if it doesn't look appetizing, but tastes delicious?
 - Should there be a category in the Big Tex Choice Awards for "Most Culturally Influential Food"? Why or why not?
 - Why doesn't everyone consider chefs to be artists?



TEACHER

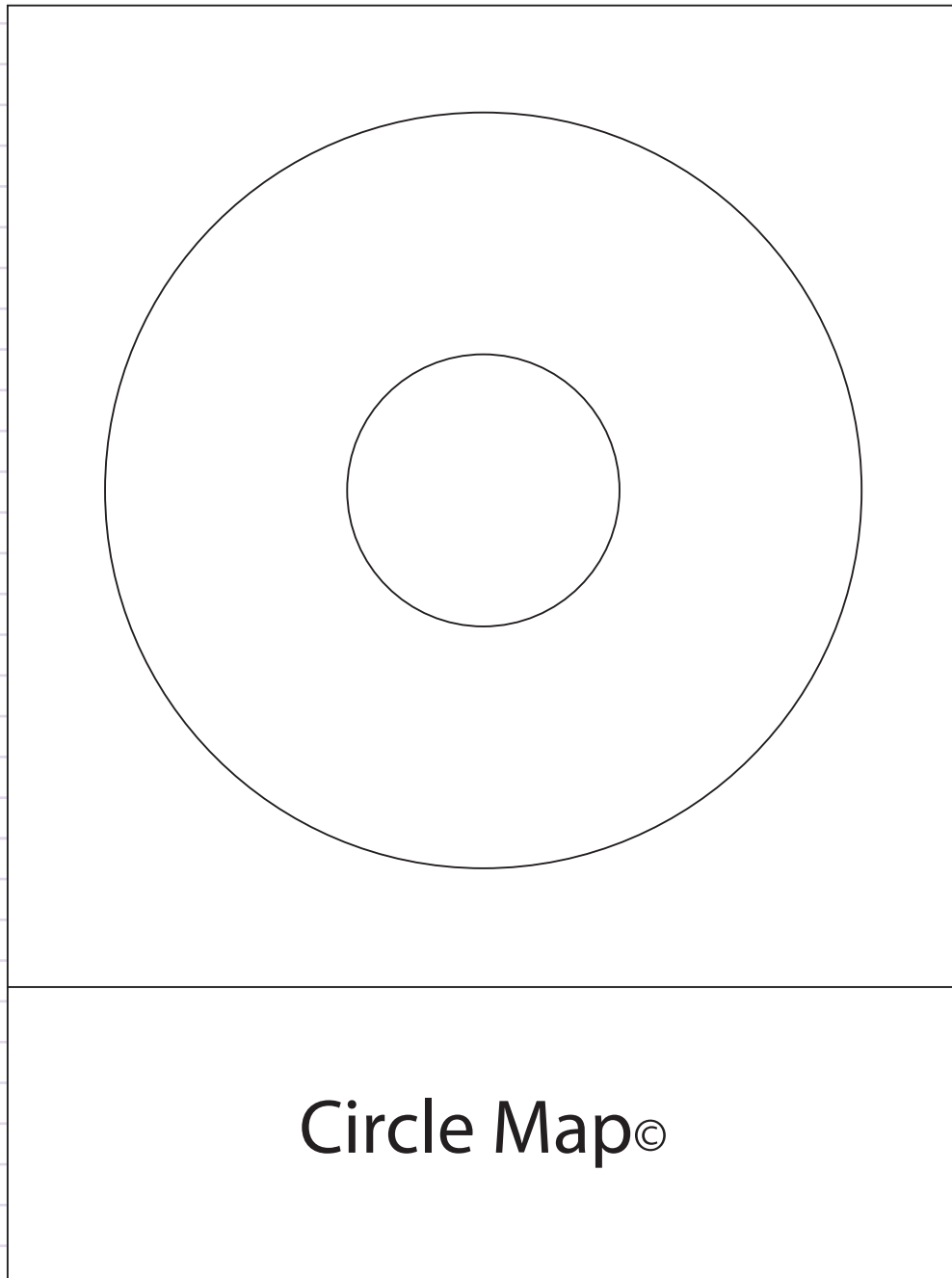
FAIR FOOD



Fair Fare

The Contributions of Culinary Artists

Thinking Maps[®]



Circle Map[®]